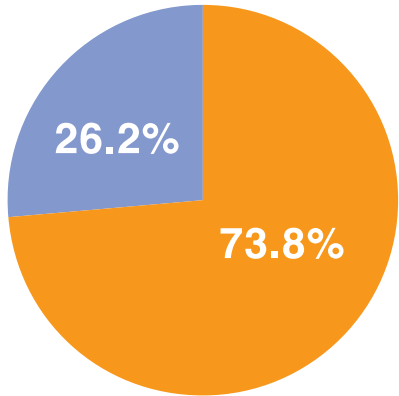
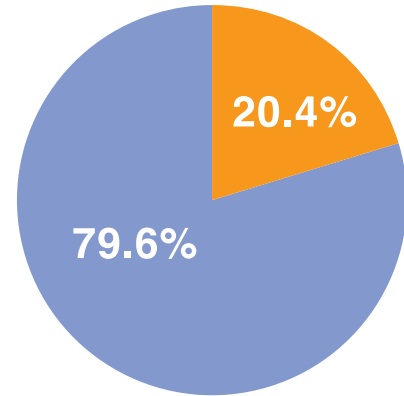


WERE THEY EVER CHRONICALLY ABSENT AGAIN?

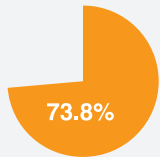
**CHRONICALLY ABSENT
in Kindergarten (946 STUDENTS)**



**NOT CHRONICALLY ABSENT
in Kindergarten (5,143 STUDENTS)**



- **Yes**
Chronically Absent
at some point after
Kindergarten
- **No**
Never Chronically
Absent after
Kindergarten



**For the Chronically Absent
in Kindergarten**

Future Chronic Absenteeism

**For the NOT Chronically
Absent in Kindergarten**



Percentage	Duration	Percentage
15.5%	1 Year	10.6%
27.1%	2-3 Years	6.8%
24.5%	4-6 years	2.8%
6.7%	all 7 years	0.2%